YM853

subscription types and benefits

Our club is based on 5 simple rules:

Rule N1. We are NOT the protagonists.

Rule N2. In order to make the cohabitation in the club a win-to-win, we need to change our understanding of ownership.

Rule N3. In order to stay you need to build - build for the nature first.

Rule N4. Staying is caring.

Rule N5. We DO talk about the club!

To unlock all the benefits of the club, please choose your subscription mode.

1. Reader Mode: Access the free and open platform to exchange knowledge and experience about urban biodiversity, contribute information, and share experiences with the community. Use the app to collect information on animals, explore stories of people living in the club, learn about club rules and organization, and access instructions for building animal shelters and activating nature.

2. Guest Mode: Join the rich and heterogeneous community of people involved in the club's activities, aiming to change the city's mentality through knowledge diffusion and personal experiences of living. Engage in activities, events, and discussions centered around urban biodiversity.

3. Standard Subscription: Participate in landscape preparation and activation operations, engage in the design and construction of settlements and shelters, following guidelines and coordinating efforts with architects and volunteers. Help create harmonious cohabitation spaces for humans and animals, respecting the animals' needs and prioritizing their well-being. Get your own dwelling unit in exchange of your contribution.

4. Guardian Subscription: Embrace a higher level of commitment and responsibility by taking on the role of a guardian. As a guardian, you actively care for the animals and their habitats, ensuring their well-being and protection. This subscription includes responsibilities such as monitoring and maintaining shelters, supporting the needs of the animal species in the club, and promoting cohabitation between humans and animals. By being a guardian, you play a crucial role in fostering biodiversity and creating a harmonious ecosystem within the club. On the other hand, you also run the profitable business activities on site in cooperation with other guardians of the club.

landscape preparation

1. Digging
Opening underground canals and create wetlands to enrich the environment and help with the risk of floads.

2. Hilling
Creating hills using excavated material to serve as sound barriers and provide new natural atmosphere.

3. Tunneling
Constructing tunnels to address barriers caused by infrastructure. Vegetation will guide animals towards them.

4. Breaking
Transforming abandoned streets by removing part of the asphalt and restoring the natural environment.

5. Bridging
Adding bridges to reduce the accidents between cars and mammals, facilitate nature connection.

6. Planting
Introducing new species of plants, ranging from flowers to conifers, to enhance the richness of biodiversity.

toolkit

1. Recycle-Upcycle-Reuse
Reuse and repurpose the industrial heritage and other existing materials for example the conservatory facades.

2. Constructed with biomaterials
Make vast use of biomaterials for the construction of the new extension. Wood, rammed earth, hamp, mycelium tiles etc.

3. Self/co-construction
Where possible, like the experimental site 4, try to adopt self-construction techniques and collaborative design.

4. Robot & 3D printing techniques
Experiment ground for new advanced construction techniques to lower CO2 emissions and pioneering design.

5. Passive house principles
Apply passive knowledge to reduce the environmental impact. Start every design with climate and parametric site analysis.

6. Present/future climate adapted
Build resilience. Adapting the construction techniques to the new challenges of climate change.

7. Built to stay
A design approach that considers the flexibility of the program and the time proof of its components.

8. Built for disasembly
Part of the architecture needs to be restored or modified throughout the years. Design easy dismountable details.

9. Smart systems
Apply the latest technologies and sensors to support the building's physic. From climate to material/element control.

10. Smart landscape
Design spaces continuously integrated with the surrounding to blur the boundary between built environment and nature.

11. Water management
Water systems are centralized, where purification, collection and recycling are embedded in indoor and outdoor spaces.

12. Waste management
Managing waste from its potential as construction material to the production of energy to minimize wastage.

13. High/Low tech. orchards
Urban garden and permaculture with the latest agro-tech. to maximaze production and minimize pollution/waste.

14. Biophillic design
Use of green for in and outdoor spaces combined with design and material mimicking nature to improve health.

15. Noise reduction nestwall
Design noise barriers naturally integrated that provide nests and protection for animals and from noise.





INHABITED STATION: THE 4 PARTS + THE RING
The club-station is a place of transit and a dynamic hub for the community at the same time. It fosters connectivity, community engagement, and environmental preservation. The station consists of 4 parts: The Canopy, The Hill, The Co-Hub and The Conservatory. The perfect balance between them is achieved by the addition of the Connecting Ring, which works both as a bridge between all the sides and as a viewing deck.

THE STATION CANOPY
The Canopy features a mobility hub with seamless access to trains, with convenient facilities for bikes and electric scooters, as well as dedicated parking areas. The station further boasts an array of retail and restaurant facilities, enriching the experience for travelers and locals alike. This connectivity hub is accessible from all the 4 "slices" of Karow Kreuz intersection through a series of tunnel and bridges for bike and pedestrian access and through the main car acces in the North-West and South-East.

STATION 2.0 AND THE ENVIRONMENT
The station is part of the green corridor linking the Karower Teiche Biotope to Malchower Aue via the Wetland Village and the Hill. Vegetation is incorporated along the tracks wherever possible. Sound barriers, that are built where necessary, are especially designed to provide housing for animals (for example nests for sand martins). Additionally, safe passages for small animals are incorporated to cross the rail tracks, ensuring their safety and promoting ecological balance.

CO-HUB AND CONSERVATORY
The Co-hub is an exciting addition that features co-living spaces built from recycled train wagons. Complementing this are co-working spaces and a trendy bar. The other highlight of Station2.0 is a conservatory with its small concert and rehearsal hall/theatre.
It's construction gave a new unexpected twist to the area and made it a new destination for Berliners all yet to discover.

THE WETLAND VILLAGE
Open green spaces play a vital role in the Berlin's fabric. Our project proposes a model to activate these spaces by transforming them into inhabitable biodiversity hubs - some sort of an urban club. Club members reside within these hubs, taking an active role in maintaining and activating the terrain. They engage in sustainable shelter construction for both people and animals, experiment with cutting-edge construction and landscape preparation techniques, and introduce a new way of living in our cities.

THE PILOT STREET: ADU-S AND PLUG-INS
The main issue of the existing low rise districts is the lack of character. The area is neither urban, nor does it feel like a village. Our project aims to enhance the urban environment by incorporating ADUs and plug-in units with mixed functions. The streets network is redesigned to optimize traffic flows and create a more pedestrian-friendly experience. One-way lanes are introduced to simplify circulation, allowing for the inclusion of spacious sidewalks and inviting public spaces.

INHABITED SUPERMARKETS AND DEPARTMENT STORES
In an area dominated by mono-function housing and sprawling department stores, our project introduces a new dimension through hybrid structures. By densifying the department stores, we reclaim ground floor space previously occupied by open-air parking, relocating them to the store structure. Upper levels are then utilized for dwelling units, while rooftops are transformed into urban spaces and farming areas. The ground areas are depaved and converted into inviting green public spaces.

THE MEADOW: INHABITED EDGES
Through the densification of existing living quarters and department stores, we manage to preserve the existing open spaces while meeting the demand for housing units and even surpassing it. The only buildings that we propose are built on the edges of existing urban blocks and open spaces to complete them and create an inhabitable ecotone-border. We propose semi-open courtyards with terraced floors and greenhouses and linear gallery buildings with a range of collective common spaces.

THE ORCHARD DECK
Lastly, we propose to overcome the main barrier for the biodiversity in the area by dropping the A114 highway into a tunnel and establishing an orchard deck on it top. Thanks to the relocation of the orchards from the terrain to the deck, we reclaim additional space on the edges for new multi-storey housing. This operation not only allows for the re-naturing of the Panke river but also restores visibility and walkability between the Western and Eastern settlements reducing drastically pollution. The deck is activated by mixed-functions Plug-in units.

Aditional Dwelling Units & Plug-In

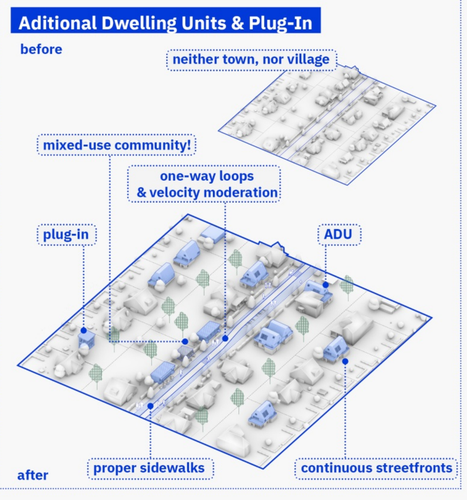

Revisiting Rail&Industrial Legacy

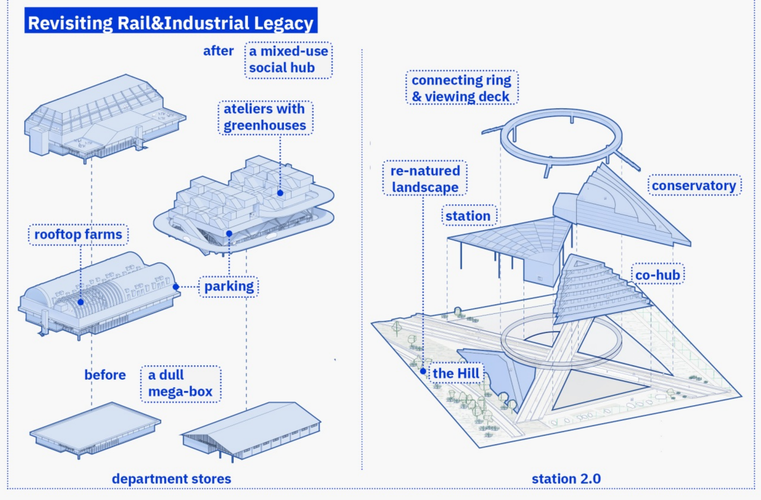

Working on the Edges

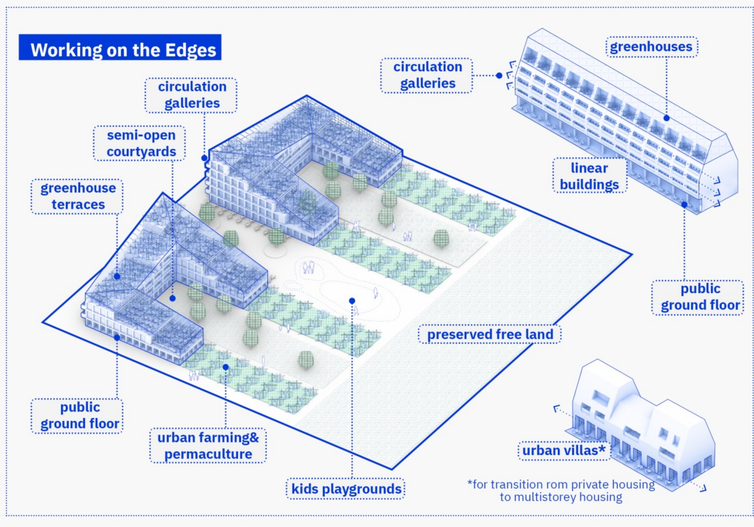
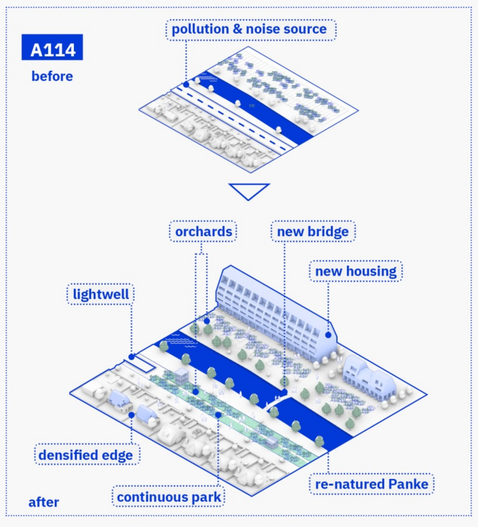
A114